
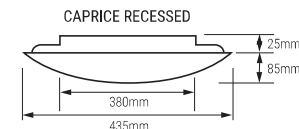
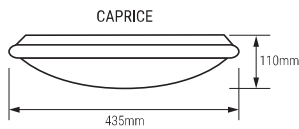


Caprice Ledlite CC

DECORATIVE CIRCULAR LUMINAIRE




APPLICATIONS

- > Corridor lighting
- > Stairwells
- > Receptions & entrance lobbies
- > Lounges
- > Bedrooms
- > Toilets

FEATURES

- > Energy efficient with high output LED light source
- > Dual circuit PCB to enable background comfort light facility
- > Variable output options
- > Plug-in connector for mains supply
- > Decorative circular luminaire with a vented body to disperse heat
- > Quick release gear tray
- > Available in white, chrome, satin nickel & brass
- > Compatible with occupancy and daylight control systems, either integrally mounted or remote
- > Available with integral LiFePO4 Lithium Battery Emergency Back-up system



DESCRIPTION

The Caprice is a slimline decorative luminaire that has been designed for use in residential and commercial applications, providing energy efficient lighting with high output illumination. The luminaire is constructed from a spun steel body with quick release gear tray. Finished in satin white powder coat as standard. Supplied with a prismatic diffuser. See below for trim colour options.

The Caprice incorporates the Ledlite CC LED PCB providing a lifespan in the region of 100,000 hours.

Caprice-LedLite CC-3/1-MicroMac - Twin Circuit LedLite LED PCB and Drivers to enable switching

by the MicroMac Microwave Detector of full output only during occupancy, with low wattage secondary circuit providing permanent comfort light when unoccupied. Supplied with Clear Prismatic Diffuser.

Caprice-LedLite CC-Dali Dim - Linked Single Circuit LedLite LED PCB for dimming operation from the dimmable driver to be operated by integral detector or remote dimmer switch. Supplied with Clear Prismatic Diffuser.

Caprice-LedLite CC-MicroMac - Linked Single Circuit LedLite LED PCB and Driver to enable complete "On/Off" switching by the MicroMac

Microwave Occupancy Detector of the linked circuits and supplied with Clear Prismatic Diffuser.

Caprice-LedLite CC - Linked Single Circuit LedLite LED PCB and Driver to enable complete "On/Off" switching by remote switch of the linked circuits. Supplied with Clear Prismatic Diffuser.

Also available is the **Caprice Ledlite CC -Triac Dim** to enable dimming from a recommended remote dimming switch.

Caprice Mini Ledlite CC also available with a diameter of 330mm.

TECHNICAL + OPTIONS

MODEL CODE	WATTAGE	LAMP LUMEN OUTPUT	TRIM COLOURS	COLOUR TEMPERATURE	OVERALL SIZE	OPTION CODE SUFFIX
Caprice LedLite CC / Caprice Recessed LedLite CC	22W	2000 lm	White* Satin Nickel Chrome Brass	3000k 4000k*	ø 435 mm x 110 mm H (25mm of height is hidden on recessed version)	SN - Satin Nickel CH - Chrome BS - Brass OPR - Opal Prismatic Diffuser REC - Recessed Body EM3/LP4 - Integral Emergency Pack
	26W*	2200 lm				
	28W	2460 lm				
Caprice Mini LedLite CC	16W	1600 lm			ø 330 mm x 110 mm H	
	18W*	1800 lm				
	20W	2020 lm				

*Default specification.